

# **KR 215 IJ Feed Base**


***Shuttle feeder and vacuum transport***



Feed and convey a wide variety of products using the KR 215 IJ. Used with most major brands of inkjet printing and pressure-sensitive labeling equipment, the KR 215 is the ideal feed and transport solution for your offline coding, addressing and labeling needs.

The KR 215 IJ is perfectly suited for handling all kinds of direct mail pieces as well as flat chipboard and corrugated cartons. A fully adjustable hopper quickly and easily adjusts for a full range of product sizes from single sheets to broadsheet newspapers. It's "load from the top, feed from the bottom" design keeps jobs running non-stop.

Available in a number of configurations along with a variety of options and attachments, Kirk-Rudy can configure a KR 215 IJ to match your needs. If you're looking for versatile product handling solutions, look no further than the KR 215 IJ.



Shuttle feeders are known for their ability to handle a wide variety of material.

## KR 215 Feed Base **Shuttle feeder and Vacuum Transport**

### General Specifications

#### Physical

Length	60"
Height	33" (Tabletop)
Width	30"

#### Electrical Requirements

Voltage	220 VAC
Current	20 amps
Phase	single
Hertz	50/60

#### Production Rate

Belt speed	600 ft/min
------------	------------

#### Material Handling

Min stock size	3" W x 5" L
Max stock size	17" W x 14" L

Minimum stock thickness single sheet

Maximum stock thickness .62"


*(Optional 2" max thickness kit is available)*

#### Features


All timing belt drive  
Quick-release jam kit  
Semi-automatic lubrication system  
Easy change tabletop belt design

#### Options

Vacuum tabletop  
Dual motor package  
20", 36" and 58" extensions  
24", 30" and 36" wide product kit  
tabletop holdback/pusher lug  
Overhead mounts for pressure sensitive label heads  
Counter  
Divert  
Friction feeder  
Autoloader



Mount a KR 496F shuttle feeder onto a KR 215 IJ for maximum versatility. When the job calls for it, the KR 496F installs in minutes.



Increase productivity using the KR 533 Autoloader to deliver product into the KR 215 IJ hopper.



Convert the KR 215 into an inline transport using the KR 412 Shuttle By-Pass and use it inline with folders, tabbers, etc.