



INSERTER FEEDER

SERIES

EI / EX / MP MODELS



- QUICK AND EASY SETUP
- MINIMAL OPERATOR EXPERIENCE NEEDED
- ADD A 7TH, 8TH OR 9TH STATION TO YOUR EXISTING INSERTER
- REPLACE AN EXISTING INSERTER STATION


SURE-FEED
engineering, inc.

3360 Scherer Drive St. Petersburg, FL 33716

PHONE: 727.571.3330

FAX: 727.571.3443

TOLL FREE: 1.800.INSERTER

www.sure-feed.com

> DYNAMIC ROTATION TECHNOLOGY


The key element in a good performance friction feeder is the method in which the feeder separates one sheet from the next. We achieve accurate separation of product through Dynamic Rotation Technology. The gold separator wheels counter rotate against the flow of material resulting in consistent wear surface throughout the life of the belts. By achieving an even wear surface it extends their useful life. The large diameter separator wheels are effective for feeding a wide range of materials from thin (.002") up to thick materials (.750") as well as odd shape and die-cut product.



Accurate separation each time with Dynamic Rotation Technology

> REPLACE-A-STATION


The EI Model feeder is designed to fit on the back of your current inserter, replacing a station to accurately present product to the gripper jaw. The EI feeder comes in two models the 900EI to replace stations on 6X9 inserters and the 1200EI to replace stations on 9X12 inserters. This feeder is compatible to Bell & Howell, Mailcrafter, EMC or Pitney Bowes swing arm inserters. This feeder eliminates the need for suction cups. The EI feeders fit side by side to replace all the standard vacuum feeding method on your inserter.



Eliminate feeding problems with an EI Series Feeder.

> INCREASED PRODUCTIVITY

If you are tired of hard to feed material causing jams in your inserter then replace it with a Sure-Feeder. Z-folds, coupon books, thin or open-ended material can all be fed by the EI Series Feeders. With less jams comes increased productivity and throughput that will pay for the feeder in no time at all.



Replace all of the inserter vacuum stations with Sure Feeders.

> VERSATILITY BY MOBILITY

This model is completely mobile and can be moved from one inserter to another in a matter of seconds. No wiring to the inserter is necessary - simply plug it into 110 VAC. Your existing miss and double detect remain in use.

EX FEEDER

> ADD-A-STATION


If you ever wanted to increase the use and value of your current inserter then this is the feeder for you! The EX Series Feeder is designed to clamp on the front table of most inserters and add extra stations to your existing inserter. Turn your 6-station inserter into a 7, 8 or 9 station. For those with a 12-station inserter you can go up to a 20 station. By adding stations to the operator side it not only provides easy access by the operator but also saves by not taking up the space of a larger inserter. The 900 EX opposes a station and ejects an insert into the track underneath the jaw of the opposing pocket. Variable speed control and miss detection is standard with double detection and batch optional features.



A simple three step procedure makes installing an extra station quick and easy

> EASY SET-UP

The EI & EX models are completely mobile and can be moved from one inserter to another in a matter of seconds. One wire attaches to your inserter jam circuit to turn the machine off in case of a misfeed or jam along with a 110 VAC plug for feeder power.




It simply ejects the piece into the track underneath the jaw of the opposite pocket.

MP FEEDER

> MP FEEDER SERIES

For those who want the best of both worlds out of a single feeder Sure-Feed has the MP model also known as the "Multi-Purpose" feeder. The MP can be added as a friction feeder to your gripper arm inserter just like our EI model and then with a flip of a switch you can use it on your ink jet base or tabber. The switch simply changes the feeder from presentation mode to continuous mode for continuous feed applications.



A feeder that works on your swing arm inserter, ink jet bases and tabbers.



3360 Scherer Drive St. Petersburg, FL 33716

PHONE: 727.571.3330 FAX: 727.571.3443 TOLL FREE: 1.800.INSERTER
www.sure-feed.com

Specifications

	900 EI	1200 EI	900 EX	900 MP
Product Size Maximum	W-9" x L-9"	W-11.5" x L-12"	W-9" x L-5.5"	W-9" x L-14"
Product Size Minimum	W-2.5" x W-2"	W-2.5" x L-3"	W-5" x L-3"	W-3" x L-2"
Product Thickness Maximum	.650	.750	.250	.750
Product Thickness Minimum	.002	.002	.002	.002
Feeder Capacity	20" Vertical	20" Vertical	10" Vertical	20" Vertical
Speed	Variable 1 to 320 Feet/Min	Variable 20 to 500 Feet/Min	Variable 1 to 320 Feet/Min	Variable 20 to 320 Feet/Min
Miss Detection	N/A	N/A	Standard	N/A
Select On Demand Feature	Optional	Optional	Optional	N/A
Presentation Sensor	Standard	Standard	N/A	Standard
Electrical	120VAC / 240VAC	120VAC / 240VAC	120VAC / 240VAC	110VAC / 240VAC
Drive Motor	Variable DC	Variable DC	Variable DC	Variable DC
Batch Count	N/A	N/A	Optional	N/A
Custom Configurations	Optional	Optional	Optional	Optional
Warranty	2 YEAR LIMITED			



SURE-FEED
engineering, inc.

3360 Scherer Drive St. Petersburg, FL 33716

PHONE: 727.571.3330 FAX: 727.571.3443 TOLL FREE: 1.800.INSERTER

www.sure-feed.com

simply innovative